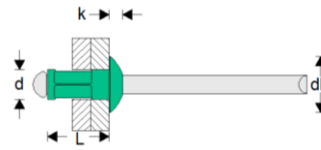


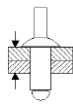
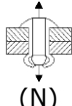
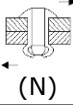
MULTIGRIP TYPE BLIND RIVET

Body: **ALUMINIUM (5052)**

Mandrel: **Steel**

Head: **Dome**

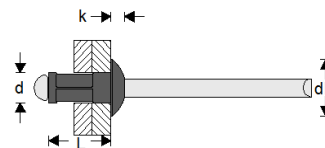


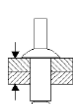
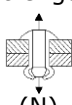

| Code | Diameter(d) X Length(L) (mm) | Head Diameter (AVE) (dk) (mm) | Head Thickness (MAX) (K) (mm) | Hole Size (mm) | Grip Range  (mm) | Tensile Strength  (N) | Shear Strength  (N) |
|-----------|---------------------------------------|---|---|----------------------|---|---|---|
| MG | 3.2 x 08 | 6.00 | 1.40 | 3.3-3.4 | 1.00-5.50 | 670 | 540 |
| | 3.2 x 12 | | | | 4.50-9.00 | | |
| MG | 4.0 x 15 | 8.00 | 1.70 | 4.1-4.2 | 5.50-11.00 | 1030 | 850 |
| MG | 4.8 x 10 | 9.50 | 2.00 | 4.9-5.0 | 1.50-6.00 | 1430 | 1160 |
| | 4.8 x 15 | | | | 4.50-11.50 | | |
| | 4.8 x 18 | | | | 8.00-14.50 | | |
| | 4.8 x 24 | | | | 12.50-20.50 | | |

Body: **STEEL**

Mandrel: **Steel**

Head: **Dome**

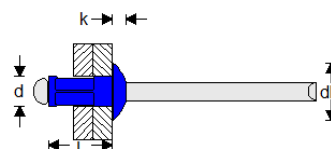


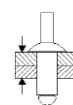
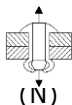
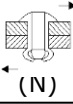
| Code | Diameter(d) X Length(L) (mm) | Head Diameter (AVE) (dk) (mm) | Head Thickness (MAX) (K) (mm) | Hole Size (mm) | Grip Range  (mm) | Tensile Strength  (N) | Shear Strength  (N) |
|-----------|---------------------------------------|---|---|----------------------|---|---|---|
| MG | 4.8 X 14 | 10.10 | 1.60 | 4.9-5.0 | 1.50-9.50 | 2900 | 2700 |

Body: **STAINLESS STEEL**

Mandrel: **Stainless Steel**

Head: **Dome**



| Code | Diameter(d) X Length(L) (mm) | Head Diameter (AVE) (dk) (mm) | Head Thickness (MAX) (K) (mm) | Hole Size (mm) | Grip Range  (mm) | Tensile Strength  (N) | Shear Strength  (N) |
|-----------|---------------------------------------|---|---|----------------------|---|---|---|
| MG | 4.8 X 14 | 10.10 | 1.60 | 4.9-5.0 | 1.50-9.50 | 5000 | 4500 |

Has a wide grip range. Ideal for inconsistent holes.

