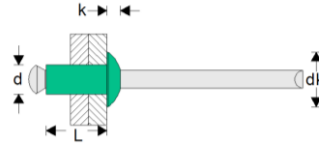


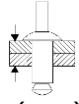


PEELED TYPE BLIND RIVET

Body: **ALUMINIUM (5056)**

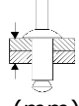


Mandrel: **Steel**

Head: **Dome**



Code	Diameter(d) X Length(L) (mm)	Head Diameter (AVE) (dk) (mm)	Head Thickness (MAX) (K) (mm)	Hole Size (mm)	Grip Range  (mm)	Tensile Strength  (N)	Shear Strength  (N)
PAS	3.2 x 10	6.35	1.20	3.4	2.00-4.00	720	760
	3.2 x 12				3.00-6.00		
	3.2 x 15				6.00-9.00		
	3.2 x 18				9.00-12.00		
PAS	4.0 x 15	7.95	1.40	4.2	5.00-8.00	1150	1160
PAS	4.8 x 12	9.50	1.60	5.0	2.00-4.00	1600	1690
	4.8 x 15				4.00-7.00		
	4.8 x 18				7.00-10.00		
	4.8 x 21				10.00-13.00		
	4.8 x 24				13.00-16.00		
	4.8 x 27				16.00-19.00		
	4.8 x 30				19.00-22.00		
	4.8 x 35				24.00-27.00		

Body: **ALUMINIUM (5056) - WHITE**

Code	Diameter(d) X Length(L) (mm)	Head Diameter (AVE) (dk) (mm)	Head Thickness (MAX) (K) (mm)	Hole Size (mm)	Grip Range  (mm)	Tensile Strength  (N)	Shear Strength  (N)
PAS	4.0 x 12	7.95	1.40	4.2	4.00-6.50	1150	1160
	4.0 x 15				5.00-8.00		

Suitable for joining plastics, rubber, wood and laminates. Tolerant of oversized holes, the "peel" can draw together and clamp poorly aligned components.

